

KAREN A. COFFMAN JACKSON COUNTY TREASURER

OCTOBER
2018



PORTFOLIO SIZE

Current Portfolio

Certificate of Deposits (CD)	4,000,000.00
Money Market Accounts	43,460,156.96
Treasuries & Agencies	33,564,000.00
Total	\$ 81,024,156.96

CURRENT HAPPENINGS

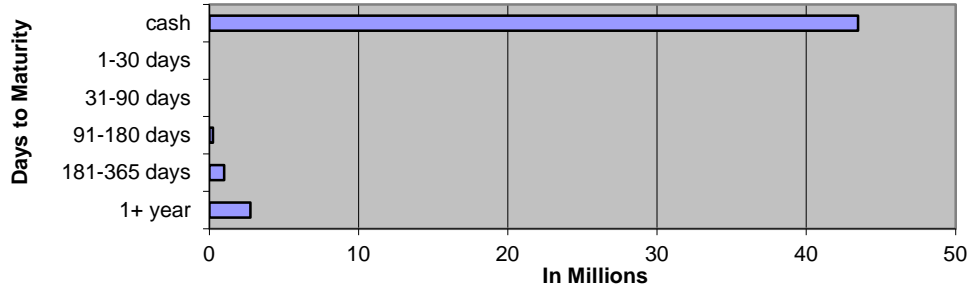
2018 Revenue Year to Date*

All Delinquent Taxes	23,009,024
Dog Licenses	42,576
Passports	15,515

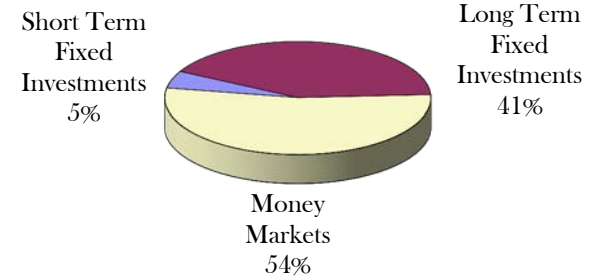
*General Ledger Information/Cash basis

DIVERSIFICATION

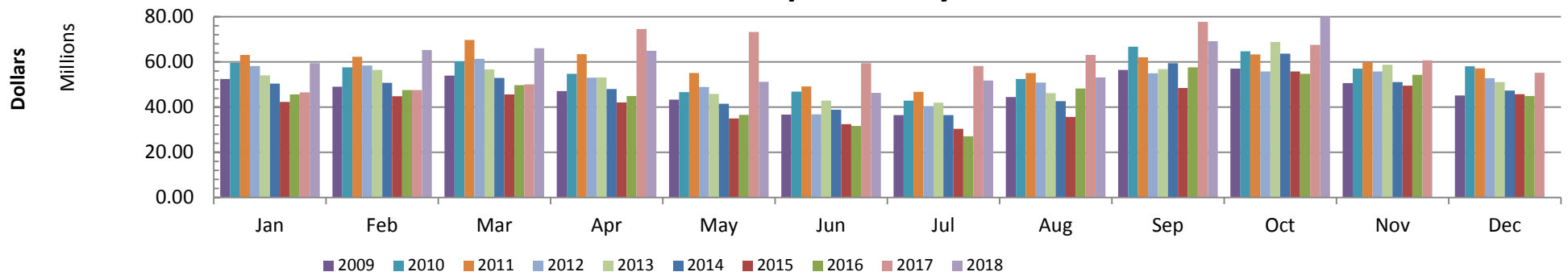
Diversification by Maturity Date



Diversification by Investment Type



Historical Comparison by Month



October 2018 General Account Investments

CUSIP	Issuer	Par Value	Rate	Maturity Date
Certificates of Deposit				
9497483N5	Wells Fargo	\$ 250,000.00	1.200%	2/26/2019
680061HF8	Old National Bank	\$ 250,000.00	2.100%	5/29/2019
33646CFM1	1st Source Bank	\$ 250,000.00	1.700%	8/28/2019
30447	American 1 Credit Union	\$ 500,000.00	1.750%	10/26/2019
060704BA0	Bank Birmingham	\$ 250,000.00	1.500%	2/13/2020
6591848107	Chemical Bank	\$ 250,000.00	2.750%	3/11/2020
32110YER2	First National Bank of America	\$ 250,000.00	1.500%	3/16/2020
201282GJ3	Alma Bank	\$ 250,000.00	1.500%	4/13/2020
666613GP3	Northpointe	\$ 250,000.00	2.450%	9/21/2020
61747MS69	Morgan Stanley	\$ 250,000.00	2.800%	4/5/2021
864088DN6	Sturgis Bank	\$ 250,000.00	2.500%	7/20/2021
21923LAF0	Cornerstone	\$ 250,000.00	2.600%	9/2/2021
24000332	Ann Arbor State Bank	\$ 500,000.00	2.750%	4/20/2023
48128FVA7	JP Morgan Chase Bank	\$ 250,000.00	3.300%	9/28/2022
	Subtotal	\$ 4,000,000.00		
Cash/Money Markets				
	Comerica Bank	\$ 17,533,485.02		
	Michigan CLASS	\$ 23,200,343.10		
	Huntington Bank	\$ 1,286,496.09		
	County National Bank	\$ 505,568.80		
	Chemical Bank	\$ 934,263.95		
	Subtotal	\$ 43,460,156.96		
Treasuries / U.S. Agencies				
594698PB2	Michigan Strategic Fund	\$ 1,565,000.00	1.641%	4/15/2019
3137EADM8	Federal Home Loan Mortgage Corp	\$ 500,000.00	1.250%	10/2/2019
3130A9PB1	Federal Home Loan Bank	\$ 1,999,000.00	1.200%	10/25/2019
3133EFKY2	Federal Farm Credit Bank	\$ 2,000,000.00	1.360%	10/28/2019
150609HD0	Cedar Springs Mich Public School Muni	\$ 500,000.00	1.785%	5/1/2020
3133EGVK8	Federal Farm Credit Bank	\$ 2,000,000.00	1.350%	9/21/2020
3133EGLG8	Federal Farm Credit Bank	\$ 2,000,000.00	1.370%	10/13/2020
3133EGLU7	Federal Farm Credit Bank	\$ 2,000,000.00	1.480%	7/14/2021
3134GAEE0	Federal Home Loan Bank	\$ 2,000,000.00	1.500%	3/30/2021
3133EGMT9	Federal Farm Credit Bank	\$ 2,000,000.00	1.690%	7/19/2022
3130A6S57	Federal Home Loan Bank	\$ 2,000,000.00	2.375%	11/23/2022
3134G92T3	Federal Home Loan Mortgage Corp	\$ 1,000,000.00	1.500%	8/8/2023
3133EGTV7	Federal Farm Credit Bank	\$ 3,000,000.00	1.820%	9/12/2023
3133EJGX1	Federal Farm Credit Bank	\$ 2,000,000.00	3.200%	9/19/2023
3133EGUU7	Federal Farm Credit Bank	\$ 3,000,000.00	1.850%	9/20/2023
3133EJKD0	Federal Farm Credit Bank	\$ 2,000,000.00	3.320%	4/9/2024
3133EJEB1	Federal Farm Credit Bank	\$ 2,000,000.00	3.360%	2/27/2025
3133EHVU4	Federal Farm Credit Bank	\$ 2,000,000.00	2.780%	8/24/2027
	Subtotal	\$ 33,564,000.00		
	Total	\$ 81,024,156.96		

OCTOBER 2018 Monthly Pooled Interest

Account Name	Org. Key	Object Code	No. Days	Beginning Balance	Ending Balance	Average Balance	Average Interest	Monthly Interest	GL Entry CR
Public Improvement	245000	000020	31	1,313,435.87	1,545,035.31	1,429,235.59	2.028%	\$2,461.73	245100-664000
Jail Millage	280000	000020	31	446,363.17	294,607.22	370,485.20	2.028%	\$638.13	280100-664000
DOA Millage	281000	000020	31	413,033.63	192,280.13	302,656.88	2.028%	\$521.30	281100-664000
Medical Care MOE	297100	000020	31	-9,916.52	-401,037.24	-205,476.88	2.028%	\$0.00	297100-664000
Delinquent Real	616000	000020	31	4,107,892.83	4,113,176.80	4,110,534.82	2.028%	\$7,080.03	616100-664000
Delinquent Personal	618000	000020	31	265,609.87	296,459.52	281,034.70	2.028%	\$484.06	618100-664000
Worker's Comp	677000	000020	31	152,769.97	166,961.50	159,865.74	2.028%	\$275.35	677100-664000
Self Insurance Health	688000	000020	31	-3,155,444.40	-2,014,060.11	-2,584,752.26	2.028%	\$0.00	688100-664000
Escheats	702000	000020	31	98,337.26	99,867.49	99,102.38	2.028%	\$170.70	702000-268010
				3,632,081.68	4,293,290.62		0.000%	11,631.30	
ROD Automation Fund	256000	000020	31	439,726.59	450,940.95	445,333.77	2.028%	\$767.05	256100-664000
Road Commission	201000	000020	31	939,286.05	3,301,731.91	2,120,508.98	2.028%	\$3,652.39	201100-664000
Joint Narcotics Forfeiture	267000	000020	31	244,190.68	232,170.62	238,180.65	2.028%	\$410.24	267100-664000
Village of Springport	365910	000020	31	680.05	681.10	680.58	2.028%	\$1.17	365910-664000
Spring Arbor Water	365911	000020	31	597.99	598.91	598.45	2.028%	\$1.03	365911-664000
Clark Lake	365913	000020	31	107.93	108.10	108.02	2.028%	\$0.19	365913-664000
Village of Brooklyn	365914	000020	31	164.25	164.50	164.38	2.028%	\$0.28	365914-664000
Lake Columbia	365185	000020	31	3,885.05	4,141.02	4,013.04	2.028%	\$6.91	365185-664000
Southern Regional Intercept.	365916	000020	31	-631,577.43	-631,577.43	-631,577.43	2.028%	\$0.00	365916-664000
Wolf Lake	365220	000020	31	266,820.65	1,927.11	134,373.88	2.028%	\$231.45	365220-664000
Napoleon	365918	000020	31	557.31	558.17	557.74	2.028%	\$0.96	365918-664000
Parma Village LDFA	365920	000020	31	139,956.59	3,359.26	71,657.93	2.028%	\$123.42	365920-664000
Grass Lake Section 2002B	365924	000020	31	8,105.67	3,739.58	5,922.63	2.028%	\$10.20	365924-664000
Round/Farwell	365925	000020	31	28,626.14	10,656.13	19,641.14	2.028%	\$33.83	365925-664000
Vineyard Lake	365250	000020	31	1,361.19	1,613.27	1,487.23	2.028%	\$2.56	365250-664000
Rives Sanitary Sewer	365926	000020	31	367.63	11,201.48	5,784.56	2.028%	\$9.96	365926-664000
Village of Springport	365929	000020	31	247.37	247.75	247.56	2.028%	\$0.43	365929-664000
Lifeways 2015B series	365917	000020	31	18,806.46	16,835.37	17,820.92	2.028%	\$30.69	365917-664000
Airport Runway	365906	000020	31	63,870.24	63,968.44	63,919.34	2.028%	\$110.10	365906-664000
Road Dept Road Projects	365933	000020	31	816,592.51	3,167,117.48	1,991,855.00	2.028%	\$3,430.79	365933-664000
Sheriff Radio	365934	000020	31	-136,851.21	-136,851.21	-136,851.21	2.028%	\$0.00	365934-664000
Building Authority Debt MCF	369472	000020	31	67,142.83	67,142.83	67,142.83	2.028%	\$115.65	369472-664000
JCDOT Bond (August 2016)	403276	000020	31	3,936,142.49	4,077,841.33	4,006,991.91	2.028%	\$6,901.69	403276-664000
Road Dept Road Projects	404276	000020	31	10,966,097.60	10,984,878.77	10,975,488.19	2.028%	\$18,904.30	404276-664000
RRF - CASH	515000	000020	31	148,256.00	132,280.53	140,268.27	2.028%	\$241.60	
RRF-Bond Debt	515000	175010	31			0.00	2.028%	\$0.00	\$672.20
RRF- City Perpetual	515000	175030	31	250,000.00	250,000.00	250,000.00	2.028%	\$430.60	515530-664000
Fair	561000	000020	31	-285,991.06	-120,386.25	-203,188.66	2.028%	\$0.00	561100-664000
Preston Endowment	718000	000020	31	103,338.32	103,497.20	103,417.76	2.028%	\$178.13	\$178.13
Preston RESTRICTED	718001	000020	31			0.00	2.028%	\$0.00	718100-664000
Drain	801000	000020	31	1,188,733.84	1,160,055.36	1,174,394.60	2.028%	\$2,022.79	801100-664000
Drain	802000	000020	31	23,123.69	51,529.89	37,326.79	2.028%	\$64.29	802100-664000
Lake Level	841000	000020	31	46,182.59	46,254.51	46,218.55	2.028%	\$79.61	841100-664000
Lake Level	842000	000020	31	8,752.44	8,765.90	8,759.17	2.028%	\$15.09	842100-664000
Spring Arbor Water	851911	000020	31	3,394.73	3,399.95	3,397.34	2.028%	\$5.85	851911-664000
Southern Regional Intercept.	851916	000020	31	1,377.08	1,379.20	1,378.14	2.028%	\$2.37	851916-664000
Parma Village Wastewater	851922	000020	31	0.02	0.02	0.02	2.028%	\$0.00	851922-664000
Round/Farwell	851925	000020	31	137.78	137.99	137.89	2.028%	\$0.24	851925-664000
Vineyard Lake	851250	000020	31	413.83	414.47	414.15	2.028%	\$0.71	851250-664000
Rives Sanitary Sewer	851926	000020	31	63.67	63.77	63.72	2.028%	\$0.11	851926-664000
Total Paid				18,662,687.56	23,270,587.98			\$37,786.68	
				\$ 22,294,769.24	\$ 27,563,878.60	\$ 24,929,323.92			
								\$49,417.98	Total Int Paid

OCTOBER 2018 Monthly Pooled Unallocated Interest

Account Name	FUND	Beginning Balance	Ending Balance
Parks	208	-292,166	-233,823
Friend of Court	215	1,110,537	826,043
Golf Courses	218	39,797	37,648
Health department	221	2,304,385	2,087,691
Runway Project	246	-17,077	-17,077
Falling Waters	247	20,214	20,214
Sparks Park	248	-264,905	-266,555
Budget Stabilization	257		
Concealed Pistol Licensing	263	65,604	60,832
PA Drug Enforcement	264	70,623	70,623
Sheriff Drug Enforcement	265	5,539	4,688
Omnibus Firefeiture	266	981	981
Law Library	269	5,105	5,105
CDB Grant	278	118,536	118,536
Justice Training	285	-3,204	370
FIA	290	79,118	83,952
Medical care facility	291	2,792,757	2,934,124
Child Care	292	1,621,155	1,629,719
Vetran's Trust	294	0	0
Airport	295	-24,431	-24,244
Equipment Fund	402	1,122,763	1,185,687
Sheriff Equipment	466	-36,910	-122,187
Building Authority Construction	469	0	0
Delinquent Tax Administration	617	-55,674	354,176
Land bank	620	338,560	339,789
Landscape Planning	649	23,662	23,662
DOA Endowment	717	75,353	74,540
Library Fines	721	103,544	92,090
Retirement	731	1,273,240	1,265,473
Circuit Court Trust	762	291,462	274,781
		10,768,568	10,826,837

**November
2018**

**2018 Forfeitures
Beginning 2,069**

1,098 - 53 %

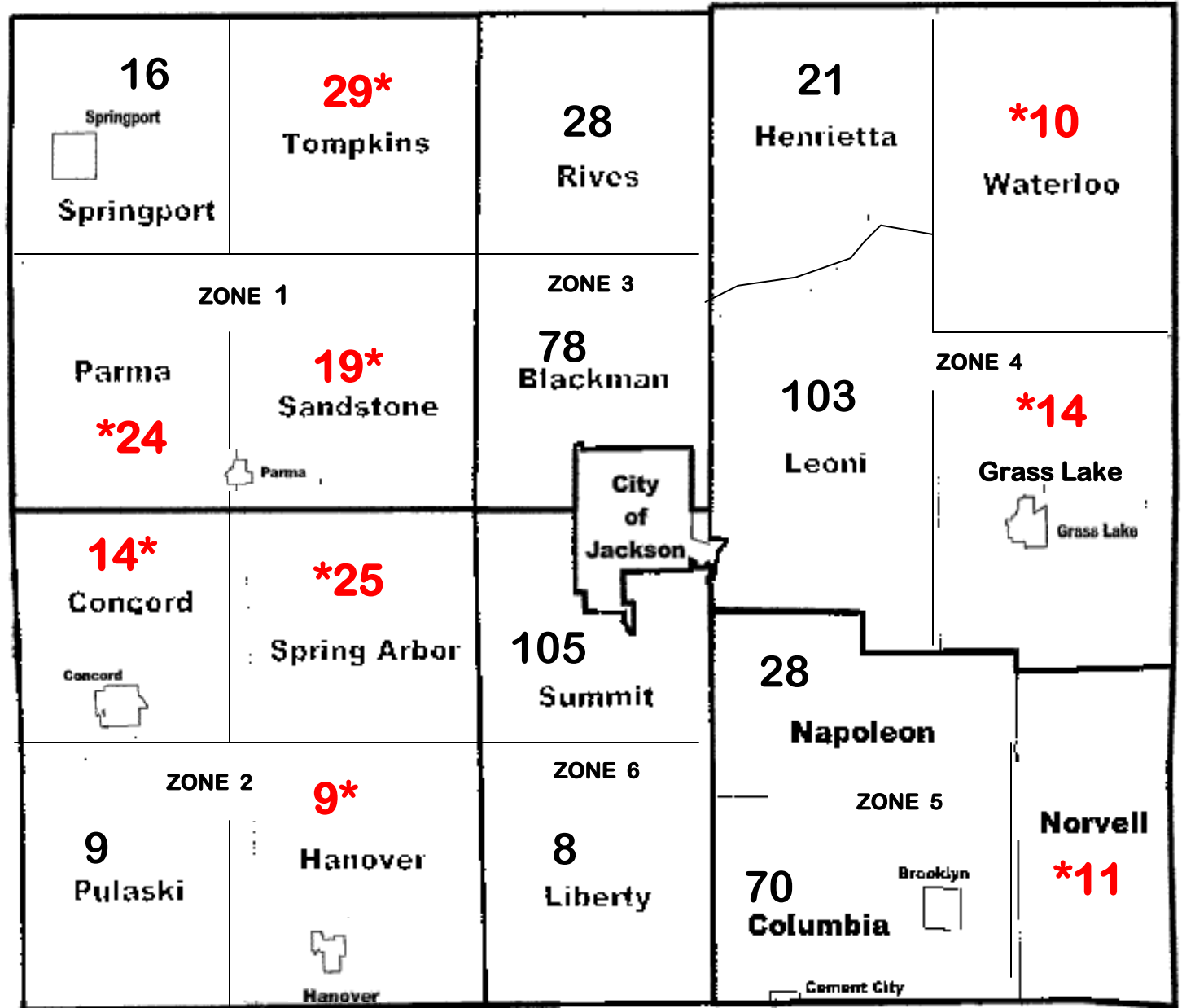
November 2017 - 1,222

CITY

1- 27
2- 40
3- 59
4- 100
5- 100
6- 47
7- 35
8- 69

Total 477

03-01-17 2,190
03-01-16 2,391



Colin -
229

Jan -
316

Mary -
240

4th -
313

